

ICAO Type A & Type B

Low Intensity Obstruction Light

AV-OL Series Universal AC or Universal DC Dual Light Fixture

Avlite[®]
www.avlite.com

AUTHORISED DISTRIBUTOR

Optional



GSM



Intertek

Avlite dual light fixture is a steady burning, low intensity LED obstruction light designed to comply with ICAO LIOL Type A & Type B requirements. The model can be used for marking obstacles up to 45 metres above ground which pose a danger to aircraft at night, such as telecommunication towers, wind turbines, buildings and other tall structures.

Avlite's LED obstruction lights offer an ultra bright, energy efficient and cost effective lighting solution. The light fixture is available in two configurations, universal DC (12–48VDC) or universal AC (110–240VAC 50/60Hz).

The dual light fixture can be configured to different operational states. Both light fixtures may be set to operate steady-burning. Alternatively, the dual light fixture may consist of a main light and a standby light. If the main light should ever fail the standby light will automatically switch on to ensure the obstacle is always clearly marked.

The advanced light optic uses a single LED for minimal power consumption. The corrosion resistant, polycarbonate lens is specifically designed for use with LEDs to maximize light intensity and uniformity. Integrated sensors in the light are able to detect when the ambient light threshold drops sufficiently and the light will begin operation automatically.

The light fixture incorporates internal diagnostic checking and an alarm contact for remote monitoring. The alarm relay is energised in normal operation and is released if there is an LED or power fault.


The ICAO model has adjustable intensity settings allowing the user to easily toggle between 10cd (ICAO Type A) and 32cd (ICAO Type B).

All obstruction lights also have an adjustable operation mode setting to allow the user to easily toggle between dusk-till-dawn and 24 hour operation modes.

The obstruction light is also available with combined visual and infrared (IR) visibility for pilots using night vision.

Optional GSM Monitoring & Control

The Avlite dual obstruction light is available with GSM Cell-Phone Monitoring, enabling operators to remotely monitor the status of their installation. The system can also be configured to send out SMS text messages or e-mail alerts to designated operators should alarm conditions be triggered, such as low voltage or light failure.



Cost Effective

- Energy efficient lighting solution
- low maintenance costs
- Low LED power consumption

Features

- Alarm contact for remote monitoring
- Integrated light sensor for day/night operation
- Simultaneous twin operation or redundant failsafe
- Marks obstacles up to 150 feet (45 metres) above ground

Applications

- Low Intensity Obstruction Light for marking top of obstacles that do not exceed 150 feet (45 metres) in height

Optional

- Solar power configurations
- Combined visual and Infrared visibility
- GSM monitoring
- Available in universal DC (12-48VDC) or AC (110-240VAC)

Easy Install

- Adjustable operation mode

Certifications

- Low Intensity Type A & B Obstruction Light, ICAO Annex 14, Volume 1, Sixth Edition, July 2016, 'Aerodrome Design and Operations'

systemsinterface

Member of the Frequentis Group

Unit 71.5 Dunsfold Park, Cranleigh, Surrey GU6 8TB, United Kingdom

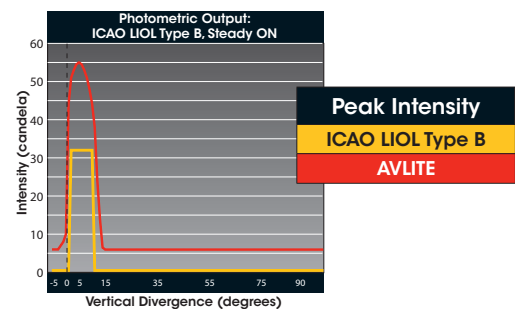
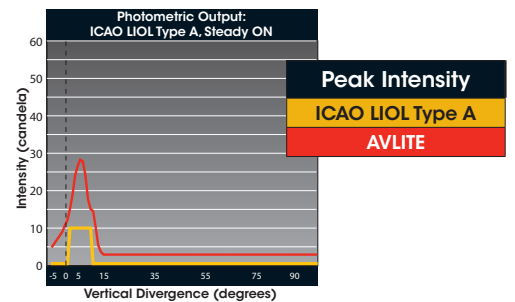
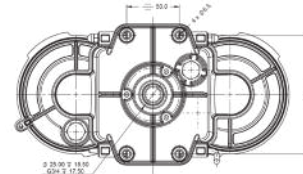
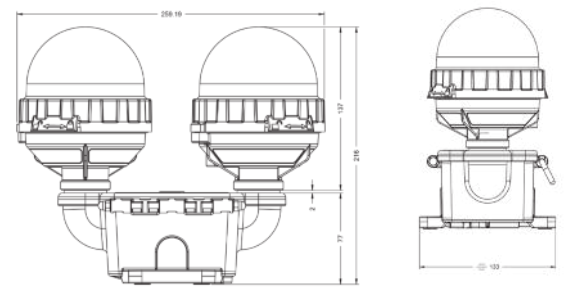
Tel: +44 (0)1483 267 066 Fax: +44 (0)1483 267 044 Email: sales@systemsinterface.com

www.systemsinterface.com

Technical Specifications **

ICAO Type A & Type B LIOL Dual Fixture		
	12-48 VDC	110-240 VAC
Light Characteristics		
Light Source	As tested; AV-OL-ILAB-12-R (Type A & Type B)	As tested; AV-OL-ILAB-UM-R (Type A & Type B)
Available Colours	Red as standard. Other colours available on request, including IR	Red as standard. Other colours available on request, including IR
Peak Intensity (cd)*	Complies with ICAO LIOLA & LIOLB: 2013	Complies with ICAO LIOLA & LIOLB: 2013
Horizontal Output (degrees)	360	360
Vertical Divergence (degrees)	as per ICAO Type A/B specification	as per ICAO Type A/B specification
Reflector Type	Single LED Optic	Single LED Optic
Operation Mode Adjustment	User-adjustable between 10cd & 32cd	User-adjustable between 10cd & 32cd
LED Life Expectancy (hours)	>100,000	>100,000
Electrical Characteristics		
Failover Configuration @ 12V: Power (W)‡	ICAO LIOL Type A @ 10cd Steady-on with relay energised: Pmax = 0.9 ICAO LIOL Type B @ 32cd Steady-on with relay energised: Pmax = 2.16	ICAO LIOL Type A @ 10cd Steady-on with relay energised: Pmax = 4.2 ICAO LIOL Type B @ 32cd Steady-on with relay energised: Pmax = 7 Smax = 19VA
Dual Lit Configuration @ 12V: Power (W)‡	ICAO LIOL Type A @ 10cd Steady-on with relay energised: Pmax = 1.8 ICAO LIOL Type B @ 32cd Steady-on with relay energised: Pmax = 4.32	ICAO LIOL Type A @ 10cd Steady-on with relay energised: Pmax = 2.4 ICAO LIOL Type B @ 32cd Steady-on with relay energised: Pmax = 8 Smax = 21.3VA
Circuit Protection	Integrated	Integrated
Operating Voltage	12 – 48 VDC	110 – 240 VAC 50/60Hz
Temperature Range	-40 to 80°C	-40 to 80°C
Physical Characteristics		
Body Material	Reinforced Polycarbonate composite – UV stabilized 4 holes for flat mount	Reinforced Polycarbonate composite – UV stabilized 4 holes for flat mount
Lens Material	LEXAN® Polycarbonate – UV stabilized	LEXAN® Polycarbonate – UV stabilized
Lens Diameter (mm/inches)	100 / 3 7/8	100 / 3 7/8
Lens Design	Single LED Optic	Single LED Optic
Mounting	ICAO Model: 1/2 inch pipe thread	ICAO Model: 1/2 inch pipe thread
Height (mm/inches)	ICAO Model: 216 / 8 1/2	ICAO Model: 216 / 8 1/2
Width (mm/inches)	259.2 / 10 1/4	259.2 / 10 1/4
Depth (mm/inches)	133 / 5 1/4	133 / 5 1/4
Mass (kg/lbs)	1.15 / 2.53	1.15 / 2.53
Product Life Expectancy	12 years plus	12 years plus
Environmental Factors		
Humidity	0 to 100%, MIL-STD-810F	0 to 100%, MIL-STD-810F
Icing	3.41kg per square cm / 48.5lbs per square inch	3.41kg per square cm / 48.5lbs per square inch
Wind Speed	Up to 240kph / 150mph	Up to 240kph / 150mph
Certifications		
CE	EN61000-6-3:2007 EN61000-6-1:2007 FCC 47 CFR Part 15, subpart B	EN61000-6-3:2007 EN61000-6-1:2007 FCC 47 CFR Part 15, subpart B
Quality Assurance	ISO9001:2015	ISO9001:2015
ICAO	Low Intensity Obstruction Light Type A & B	Low Intensity Obstruction Light Type A & B
Waterproof	IP68	IP68
Intellectual Property		
Trademarks	AVLITE® is a registered trademark of Avlite Systems	AVLITE® is a registered trademark of Avlite Systems
Warranty *	5 year warranty	5 year warranty
Options Available	<ul style="list-style-type: none"> Variety of solar/battery configurations GSM Cell-Phone Monitoring Dual visual/IR output IR LED RS422/485 communications port 	<ul style="list-style-type: none"> GSM Cell-Phone Monitoring IR LED Dual visual/IR output

Technical Illustration



HOW TO ORDER

ICAO Type A & B LIOL Dual Fixture

AV-OL-ILAB-[Model]-[?]-D-[?]-[?]

Product No.: _____

Certification: ILAB = ICAO Type A & B LIOL

Model: 12 = 12-48 VDC
UM = 110-240 VAC

Colour: R = Red
IR = Infrared
RIR = Combined Red/IR

Fixture Type: D = Dual fixture

Monitoring & Control: GSM = GSM
[blank] = No monitoring & control

RS Communications Port: RS = RS communications port (VDC Model)
[blank] = No RS communications port

Note: Please contact your Avlite representative for optional power supply solutions

CE • Specifications subject to change or variation without notice
• Subject to standard terms and conditions

systemsinterface

Member of the Frequentis Group

Unit 71.5 Dunsfold Park, Cranleigh, Surrey GU6 8TB, United Kingdom
Tel: +44 (0)1483 267 066 Fax: +44 (0)1483 267 044 Email: sales@systemsinterface.com

www.systemsinterface.com